




TEMPORARY

20
16 / PIXELACHE
FESTIVAL



Hackteria's
Empathetic
Taxidermia
Zine



Helsinki 2016

DKI WONDER LAB
ハクテリア 合宿

Cultural Historic Context

Preservation

Mummies ~ 3000 BC


Taxidermy

Preservation
in Formaldehyde

Potter 1850

Plastification

PEGilation



Interesting Resources

rogue - two headed

rogue - winged

MOUSE
TAXIDERMY WORKSHOP MANUAL

COVERING ALL 38 SPECIES
INCLUDING MUS MUSCULUS,
PEROMYSCUS MANICULATUS AND
APODEMUS SYLVATICUS.

BY. MARGOT MAGPIE

MOS
Taxider
By:

Mindaugas Gapsevicius

Mummification and postmortem life

Lina Rukeviciute, Mindaugas Gapsevicius. Excerpts from Introduction to Posthuman Aesthetics (work in progress).

Mummification refers back to the times when humans believed in postmortem life into which they would be reborn through their preserved bodies. In ancient Egypt an intact body was an integral part of a person's afterlife. Mummification process in that sense was an important element which dealt with the basic human fear — the fear of death. In addition, later in history mummies not only saved the afterlife of the dead, but also were thought to save lives of those still alive: until the 1920s ground mummies were used as a drug, and this ground powder was believed to cure any disease, not considering it any form of cannibalism (Wells, S. A.).

Since Ancient Egypt this belief in afterlife has gone through many stages and even transformed into the new belief of immortality without body, suggesting alternative modes of further existence such as downloading your brain into the silicon machine (transferring yourself into a state of Singularity (Kurzweil, R.)). Some further techniques of preserving our bodies have also been discovered and applied in science (paraffin impregnation, mummification, embalming, plastination, cryopreservation) however none of the above has yet proved to be a success in a sense of hacking life.

The mummification process itself consisted of several stages such as removing inner parts of body, drying the body in natron salt, embalming it with resins, cassia, cedar oil, myrrh, cassia, and palm wine (as drying or anti-microbial agents) and wrapping it up with linen¹. This helped to protect the body from decay and allowed to preserve human skin and flesh for a very long time (MOS).

References

Wells S. A. American Drugs in Egyptian Mummies

<http://www.faculty.ucr.edu/~legneret/ethnic/mummy.htm>

Kurzweil, R. The Singularity is Near, Penguin Group, 2005

MOS. Mummification in ancient Egypt, article online <http://legacy.mos.org/quest/mummyegypt.php>

Tools, Materials

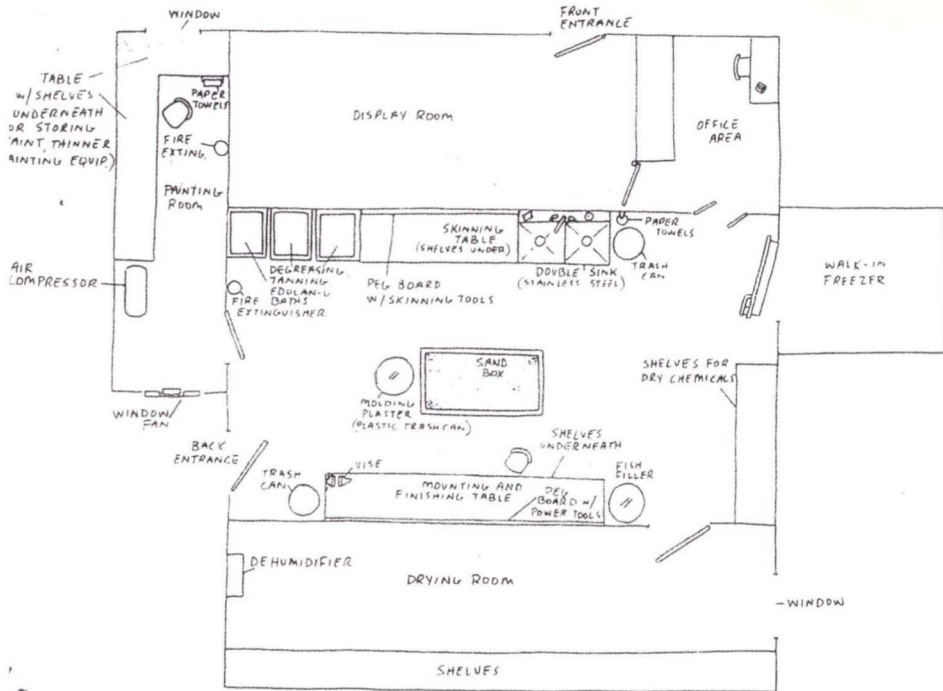
CHAPTER 3

Working in an environment that allows maximum efficiency and production begins with a well formatted shop, sufficient equipment, stock and above all organization.


& Lab Setup



Shop



Damian Hirst



CAROLEE SCHNEEMANN
 PART-PART-PART
 MEDIA
 NOW FLASK!
 THE WORK WITH
 PARTS IS
 OVER!

Dead

Artists working with the formerly Living

Damien Hirst

Gunter von Hagens

NIGHT OF THE LIVING DEAD MEDIA!
CARL RIEHL


NEOISM!
WHEN?
ISTVAN KANTORY BLOOD ON WALL
MOND KANTSON
SEX MACHINE GROUP (SP.?)

Pig skin?



(cotton spool) (red)

FEYS

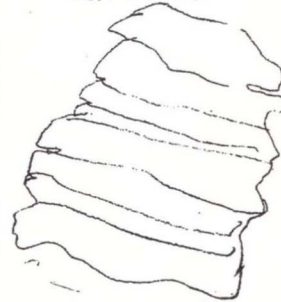


light
days




Tan liquid

Scalpel blades
Scalpel handles
(replace & replace carefully...)



Cotton wool stuffing



Safety pins

How to Source The Dead Animal

Pet Kill
Road Kill

Christina Stoddard



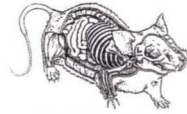
- Pet Stores sell frozen Rats (as Snake Food)
- Deceased Pets
- Pets bring home dead Animals

! Freeze as soon as possible



THE TAXIDERMIST'S WORKSHOP

Despite the mystical appeal of preserving life through taxidermy, there is nothing especially difficult nor mysterious about the process. Most of the tools and materials required can be found in the average household (even the mice) or online and are listed below. Or you can buy a complete kit with this book from www.alfeldguide.org



The mouse

Mus musculus or the common house mouse is one of the most widely distributed and successful mammal species living in the world. They are also a popular reptile delicacy. We source our mice from frozen pet food suppliers of which there are several online.



Borax

Borax (aka sodium tetraborate) can be found in many domestic detergents, anti-fungal compounds, and fire retardant agents. It even made its way into the food world as the additive E285 before it was banned for this use in many countries. In taxidermy, it is used as a curing agent and can be easily bought on eBay.



Tanning Solution
We use Liqua-tan™ from JHT Supplies. It preserves (tans), degreases, cleans, and removes odours.



Surgical gloves
Keep your gloves on until after you've washed your mouse.



Super glue
Also known as cyanoacrylate. Any quality brand will do.



Hair dryer



Bucket of soapy water




Old toothbrush

TOOLS & MATERIALS



Cotton wool or wood wool

A handful of ordinary cotton wool is required to build the body base. Wood wool can also be used.



Yarn

Precut three lengths: one at ninety-five cm and two at five cm




Galvanized wire

1 mm in thickness. Precut this into five pieces around ten cm each.




Scalpel or craft knife

Used for your first incision and for cutting through the bone.



Long needle nose pliers

To cut wire. Look for the size recommended for jewellers and electricians.




Needle nose tweezers

Similar to the type found in most cosmetic bags.



3 mm glass beads

Two beads will be used for the mouse's eyes. Black is the best colour though red can be used for albino mice




Needle and thread

Matched to the colour of the mouse's fur. Linen is recommended but polyester will suffice.


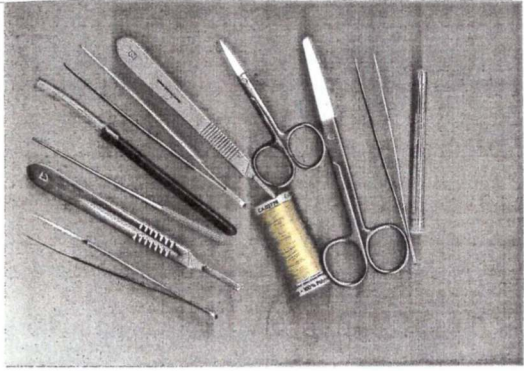


PVA glue

Used to secure the eyes.



What is the Role of a Kit?



RAT TAXIDERMIA PIXELACHE 2016
 AT FETTERPOUCHY HELSINKI 17/091

Patric Kaufmann

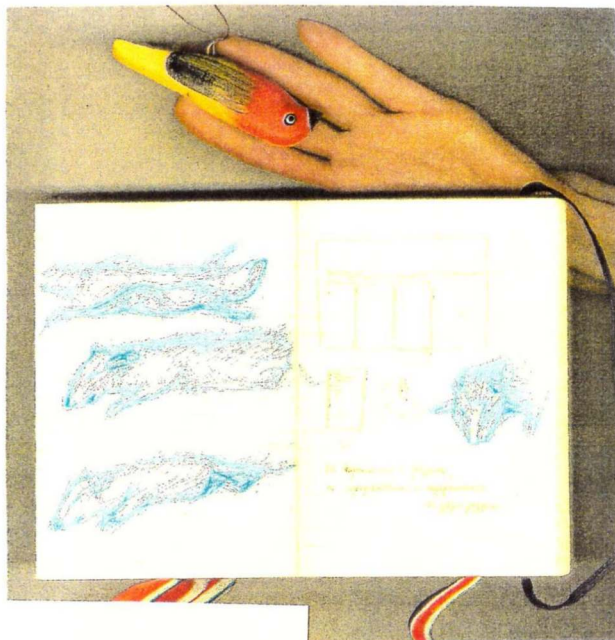
Ana Kiolina

On Drawing of Animals

As Europeans traveled more to the new world, their knowledge of animals increased, but they still lacked the ability to paint them as realistically as they might like because the animals were typically killed before they were painted. Even when the artists themselves killed an animal (and they killed many) they struggled with the problem of painting it as rapidly as possible to capture its color and texture before it decayed.

"Political Animals" J. Donahue, E. Trump 2007
 "Public Art in American Zoos and Aquariums"

Anna
Kholina



Aferthoughts on Hakteria taxidermy workshop

or

The practice of taxidermy for discovering your inner hypocrite

The more I think about it, the more I see how big of a hypocrite I am. Touching, cutting and removing the insides of a dead animal is not in many ways different than any other practice involving hands and dead bodies, for example, cooking. But it was different for me during the workshop. Even looking at the process made me shiver inside. After a while, I figured why. Stuffed toy animals sold in Harrods or wooden cut birds are cute, stuffed dead rats are not. Difference? The guilt of taking a creature's life? But what about the animals that die of natural causes or because of non-taxidermy related reasons? Still feels not right? Of course. The process of taxidermy uncovers one of humans' biggest fear - that of own death. It highlights the physicality of this process, the materiality of what many people want to consider as distant and as mystified as possible. Interaction with a dead animal elicits a stream of what I first mistakenly thought to be compassion. In reality, it was a fear for my own life. Nothing like this happen when I touch stuffed toy animals, because they are intentionally made more abstract, more schematic than real creatures. But the most shocking discovery was that this fear is driven by nothing else than my and anyone else's ability to emphasise and experience, through the other (not quite anymore) living organism, the direct physical consequences of death. So I started drawing the dead rats. Because they were actually beautiful, fear and prejudice aside.

Thos!

8

From Erich Berger
Godflesh - Like Rats
<https://www.youtube.com/watch?v=cixczrF0A10>

From John Bowers
Big Yellow Taxi - Joni Mitchell
<https://www.youtube.com/watch?v=94bdMSCdw20&leatu>

From Sarah Armstrong
Roky Erickson - Two Headed Dog (Red Temple Prayer)
<https://www.youtube.com/watch?v=F7aUXehSXAo>

From James Duncalf
KLEENEX ü 1979
<https://www.youtube.com/watch?v=EpY86Wze3BA>

From Andrew Patterson
RATPACK's live at Fantazia 1993
<https://www.youtube.com/watch?v=Oar2X3m2f7A>
UB40's There's a Rat in the Kitchen..
<https://www.youtube.com/watch?v=0zSWqJGTa-I>

From Walerian Borowczyk
Bob McFadden - The Mummy
<https://www.youtube.com/watch?v=0v0KPxVmbc>

Andrew Lohman <https://www.youtube.com/watch?v=2F1clay3pW4>
Roy Brown Butcher Pete part 1 and 2
Parts 1 and 2 of Butcher Pete by Roy Brown

David Foranig <https://www.youtube.com/watch?v=199109184w>
Hair - I Got Life
I got life, mother I got laughs, sister I got freedom, brother I got good times, man I got...

Sepe Vaisanen Some ABBAT Now that you're in Helsinki? Just a thought X
Like Reply September 18 at 1:30pm

Robert Pacetti I've got you, under my skin
Like Reply September 16 at 10:20am

Erich Berger Godflesh - Like Rats - could also be jolly in the background.
<https://www.youtube.com/watch?v=cixczrF0A10>

Godflesh - Like Rats
Track 1, Streetcleaner (1990) Godflesh's second release. This was their first full length
youtube.com

John Bowers's Big Yellow Taxidermy <https://www.youtube.com/watch?v=94bdMSCdw20>

Big Yellow Taxi - Joni Mitchell
I reuploaded this song from my old youtube account to this one. Hope you enjoy it...

Sarah Armstrong <https://www.youtube.com/watch?v=F7aUXehSXAo>

Roky Erickson - Two Headed Dog (Red Temple Prayer)

James Duncalf For no reason!! <https://www.youtube.com/watch?v=EpY86Wze3BA>

KLEENEX ü 1979
sharp & nervous punk-shot by this cherished girlfriend from Switzerland. title track of their...

WhiteFeather Hunter This is so appropriate, you don't even know!

Kara W'Reilly Jolly good!

Walter Shyng farmyard fish by the tiger blues

77

- Kira O'Reilly
Taxidermy sound track list?
- Archie Qathmeyer, Kathy High and 10 others
- Erich Berger pretty much everything from Carcass
Like Reply 4 September 18 at 10:13 AM
- Kira O'Reilly Gosh yes!
- Kira O'Reilly <https://www.youtube.com/watch?v=M2FzuzwK44>
Screamin' Jay Hawkins - Alligator Wine
- Kira O'Reilly <https://www.youtube.com/watch?v=Z9FJXtIUUg4>
The Birthday Party - Release the Bats
- Zack Dentified <https://www.youtube.com/watch?v=nmBAz2wkQTE>
Lorez Alexandria - Endless
- Derek Hales <https://www.youtube.com/watch?v=Jz3l-5X4jLM>
Carcass - Reek of Putrefaction [Full Album]
- Andy Gracie <https://www.youtube.com/watch?v=ZusZBmKAInU>
TISM - If your creative, Get stuffed - 1998.
- Kira O'Reilly I wish you were here at the moment Andy, but you will be in Riga?
- Andy Gracie I was going to deliver a talk, but sadly have had to pull that was really looking forward to catching with you and numerous others


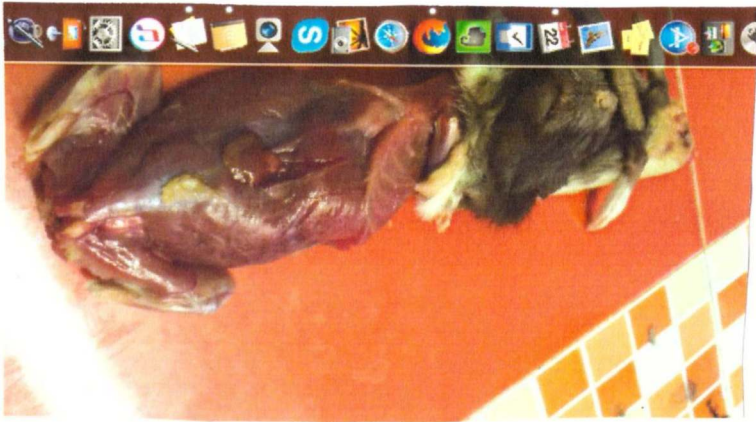
The soundtrack:

- From Kira O'Reilly
Screamin' Jay Hawkins - Alligator Wine
<https://www.youtube.com/watch?v=M2FzuzwK44>
- The Birthday Party - Release the Bats
https://www.youtube.com/watch?v=8J8Yqt_169A
- From Viktor Wynd
farmyard filth by the tiger lilies
<https://www.youtube.com/watch?v=qEiMG2z3Hr4>
<https://www.youtube.com/watch?v=Z9FJXtIUUg4>
- Flanders and Swann - The Gnu Song
<https://www.youtube.com/watch?v=OPGq6S1Bhw>
- From Antti Ahonen
Selfish Shellfish: Marsu / Guinea Pig
<https://www.youtube.com/watch?v=ZjcdSjZnxa0>
- Rat Pack Fantazia Takes you into 93
<https://www.youtube.com/watch?v=Qar2X3m2f7A>
- From Sepe Vaisanen
Throbbing Gristle Hamburger Lady
<https://www.youtube.com/watch?v=0BTneSsNJ0>
- From Zack Dentified
Things To Come - Come Alive (1968)
<https://www.youtube.com/watch?v=gEzJWbjRXM6>
- Judee Sill - The Donor
<https://www.youtube.com/watch?v=ZeITxqrAOws>
- African Head Charge dinosaur's lament 1989
<https://www.youtube.com/watch?v=nmBAz2wkQTE>
- Moondog - Suite Equestria
<https://www.youtube.com/watch?v=nkNpO3E8qFO>
- Lorez Alexandria - Endless
<https://www.youtube.com/watch?v=oMSJoNvwwR4>
- From Derek Hales
Carcass - Reek of Putrefaction
<https://www.youtube.com/watch?v=Jz3l-5X4jLM>
- From Andy Gracie
TISM - If your creative, Get stuffed - 1998.
<https://www.youtube.com/watch?v=ZusZBmKAInU>
- The Animals - We Gotta Get Out Of This Place
<https://www.youtube.com/watch?v=wJVpihqwE18>
- From Andrew Lahman
Roy Brown Butcher Pete part 1 and 2
<https://www.youtube.com/watch?v=2Fc1wr3dYxU>
- From David Fanning
Hair - I Got Life
<https://www.youtube.com/watch?v=-1LRD3DIFAo&leal>
- From Robert Pacitti
Frank Sinatra (Live) - I've Got You Under My Skin
<https://www.youtube.com/watch?v=FISKXxWqA4w>

Getting Started
Just do it!



Kira O'Reilly



TAXIDERMISTRY

FUN EXPERIMENTS FOR KIDS WITH DECEASED PETS

FOR CHILDREN

Juha Huuskonen
September 17 at 12:50pm Instagram

My daughter Aava (7 years) just removed the skin of this mouse, phase one of taxidermy. No feelings of repulsion or anything. Thx for the session Marc Dusseiller Dusjagr #temporaryfi #pixelache



Juha Huuskonen This post deserves a little extra explanation -

The main reason why I went to this taxidermy workshop with Aava was that she clearly expressed her interest to take part. Earlier on I showed her a couple photos from the workshop and told her that my friend Marc is organising them. She was very curious about the whole process and Marc was kind enough to organise a morning session for kids (eventually the other kids did not show up, so it was just me & Aava).

Aava's reaction to the mouse was a combination of compassion towards the cute, dead mouse and rational, straightforward understanding of the fact that it's dead, and therefore taking the skin off will not hurt it. It's pretty remarkable how easily the skin comes off - it's like stripping off a jacket. One gets a very tangible understanding that our bodies are made of different parts, and that they can be attended separately, in case of an illness or injury. We also had a look at a few books about taxidermy, and had a talk about where the mouse came from (Marc bought it in a pet shop, they are sold as food for snakes and such). All in all this short session turned out to be an intense, deep journey in topics of life/death.

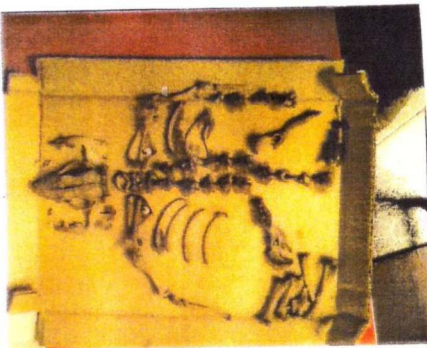
Unlike Reply 16 September 17 at 10:50am

Aime Virkkilä Accorsi Wow! What a experience?! The best way to learn things in life is experiencing for sure she will never forget that and luck her to have an empowering and supportive father to go through that journey together! This is a great parenting practice in the best way (I don't believe I could be able to have this role in that sense 😊 well done! 😊
Like Reply September 18 at 9:44am

Kata Tonic Drescher I am not even sure I could do that. Respect, she is a born scientist!
Like Reply 1 September 19 at 11:16am



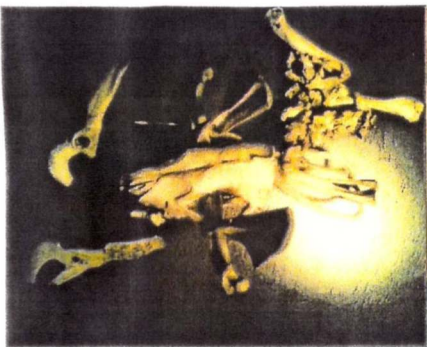
46 likes
silhouetzz Today I got a chance to visit the taxidermy workshop of Helsinki with the taxidermy workshop crew. We got a private tour from the conservators in the exhibition, but also in their studio. So, Fucking Cool!
#taxidermy #workshop #helsinki



32 likes
silhouetzz Went to this Hacked's empathetic taxidermia lab today at Temporary Kotona 198. It's very to become a two sided creature. To be continued.
#temporary #workshop #finland #taxidermy #ethereal #art #helsinki #hacked #kotona #pizzasalonsal



49
silhouetzz Kotona 198
But the best to like etc.
silhouetzz Making of a small



34
hylyana and kallioana like this
silhouetzz Hacking 2.0 at Hacked's empathetic taxidermia lab at Temporary Kotona 198.
#taxidermy #workshop #helsinki

Thx, Kim!

As I moved the scalpel tip through the fur and down the mid-line of the rat from sternum to lower belly, a series of other cuts of similar delicacy and with identical blades arose in re-cognition.

Cuts of pig and mice bodies to harvest biopsies from which to culture, cuts of my body to harvest tacit openings. Cuts of any bodies to create suspensions of inside and out. I pierced the sack like fascia and the blood red guts bulged through the little hairsbreath slit.

As I and my fellow nascent taxidermists manipulated skin away from flesh with our fingers, rat body separated into components, to decompose into inside and outside. And Outside of inside. And inside of outside.

As the skin came away from the interior structuring shape, with discerning snips of tiny bones, of gristly collagen full tail, and of crunchy skull; the empty wrapping of focus. All focus of object.

One whole wound
Flayed ratty interior.
RwO
Skin and fur sack.
Surface and depth.

It's a grotty, grisly, artful job, a have dawdled outside the windows of S chalk discreet darts that will manipu

Her nipples tugged at strange identif below her skin that I grew bored tryi She fell away and into furry skin bag and modelled. refigured with new stuff won't go off.



Species: _____

Date: _____ Country: _____

Artist: _____

Name: _____) _____
