



CircuiTricks

• Proposal for workshops •

WWW.CIRCUITRICKS.COM



What is CircuiTricks?

We all have learnt drawing circuits in physics class. But those are just drawings; you have to make an actual circuit in order to make it work!

But what if your circuit drawings started to work as they are!

The CircuiTricks is a simple concept which allows you to create circuits using just pencil and paper! All you have to do is draw out your circuits and replace the electric symbols with block modules we provide at CircuiTricks to make them work.

We have now converted this concept in to a 'Do It Yourself (DIY)' kit. Using this kit anyone can learn the art of drawing circuits and making them work.

Amazing things like making music by drawing dots on paper, lighting up bulbs by just placing them on paper, make various board games, making a motor plane and more astonishing projects can be made using the CircuiTricks concept.

We believe that if this concept is introduced to kids in school, it will spark curiosity among kids for electronics in a more exciting and aesthetic manner, expand their creativity and eventually prepare them better for the global economy!



HOW TO SCRIBBLE CIRCUITS

with CircuiTricks



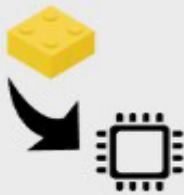
Imagine
Think of a circuit
you would like
to draw out!




Pick up the
Magic pencil
from the
CircuiTricks Kit




Draw out your
circuit using
the magic
pencil



Replace
the modules
with the
symbols



Take the
CircuiTricks
module(s)
(e.g Litt
module, Bizz
module, etc.)



then **figure out**
the circuit
symbols (e.g
LED, Battery,
Bulb, etc.)



It works!
You'll see that
your circuit
drawing works!
Just like a real
circuit!



Pick up your copy of
A Little bit of CircuiTricks
(A CircuiTricks book
provided with the
CircuiTricks kit) and
explore its endless
possibilities



Think of more such
experiments,
share with the
world! **Keep calm**
and make more

The workshop

The workshop will be interactive, simple and funny! We do not wish to make learning more serious with old textbook content. We tend to incorporate ideas such as Iron man's hand or Flash's speed to explain electricity and its applications! With this in mind, here is a workshop flow, put simply.

1) We will put on demonstration the following to spark curiosity about the workshop before it begins.

- * Working guitar with pencil lines instead of strings!
- * Keyboard and drums
- * Door bell and torch
- * Greeting cards and wearables

Kids will be free to move around and explore any of the above mentioned items.

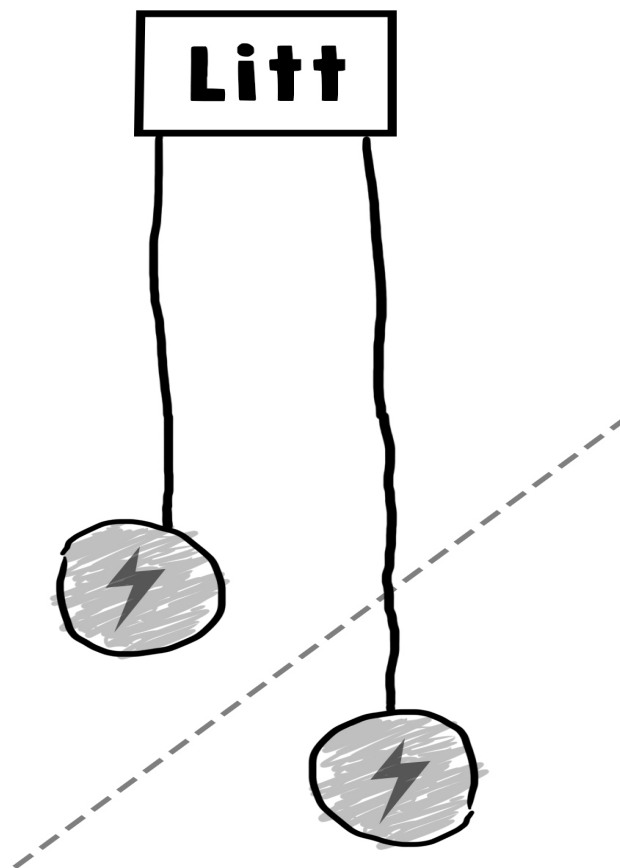


** The Workshops we conduct are totally free. However, the school/ organization is responsible for the workshop expert's logistics cost and would have to bear the cost of the materials we provide.*

2) We will then introduce basic concepts of electricity, for a better understanding later on.



3) Teach them to make a simple circuit (they way we usually do). And ask them how they could manage to just draw it and make them work.



4) Gradually get them to think and provide them with the **CircuiTricks Kit** which will allow them to draw thier circuits out!



5) Get them started and challenge them to make their own working models. For example, we will teach them to make a switch for a door bell using pencil and paper. And then, challenge them to make a musical keyboard using the same concept!




These challenges and experiments will not only familiarize them with physics concept but will also gradually develop a thinking paradigm which will change the way they approach problems!

The CircuiTricks Kit

The CircuiTricks Kit is a DIY kit for the CircuiTricks concept. Every student in the workshop will get a CircuiTricks kit which will be used during the workshop. They will later take it home for exploring CircuiTricks' endless possibilities.

The contents of the kit

- 1) 'A little bit of CircuiTricks' - The CircuiTricks book
- 2) Colorful 'Litt' blocks (LED Blocks)
- 3) Sound making blocks
- 4) Power blocks (Button cells and battery blocks)
- 5) Copper tapes
- 6) Stationary materials (Pencils, erasers, etc.)
- 7) And a few crocodile clips



Price per kit: INR 499/-

The perks!

Our experts at CircuiTricks are awesome with kids and have highly developed presentation skill that will ensure the smooth flow of the workshop. With such efficient workshop, both school and students gain mutual benefits. While the benefits are extremely transparent, we have listed the benefits anyway!

- 1) Expand creativity and incorporate a different paradigm of thinking
- 2) Get familiarized with electronics in a fun way!
- 3) Get prepared for global economy where technology is highly valued.
- 4) Get the CircuiTricks kit!



Contact

Nirman Dave
Founder, CircuiTricks
Email: nirman@circuitricks.com
Mobile: +91 9825376775

